



Increased Dutch fruit and vegetables imports in first half of 2021

Dutch imports of fresh fruit and vegetables continued to grow in the first half of this year. In the first six months of 2021, the €5 billion import value level was surpassed. That is two percent more than in the first half of 2020. And even 14% higher than in 2019. For the year, the €9 billion mark will more than likely be exceeded. The import volume rose even more, by five percent to almost 4 million tons (+8% compared to 2019). That is according to Jan Kees Boon of Fruit & Vegetable Facts in the latest issue of the industry publication, Primeur.

Dutch fresh fruit and vegetable exports have increased nicely in recent years. In the first half of 2020, this value rose modestly to €6.85 billion. The €13 billion thresholds will probably be exceeded for the year. However, there was an end (for now?) to the growth in export volumes. In the first six months of this year, the Netherlands exported 4.75 million tons of fresh fruit and vegetables. In the first half of 2020, that was 4.9 million tons, reports Eurostat.

ProAnalytics has visualized the information in this data story:





OVERVIEW DUTCH IMPORT AND EXPORT OF FRESH FRUIT & VEGETABLES

First half of 2021, January to June

Data source: Eurostat, via Fruit & Vegetable Facts

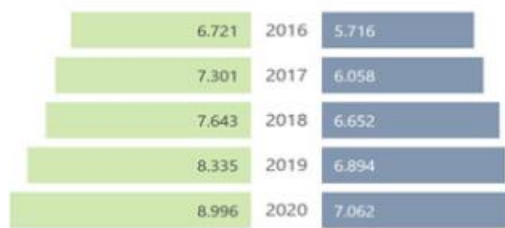
Design by PROANALYTICS

IMPORT & EXPORT

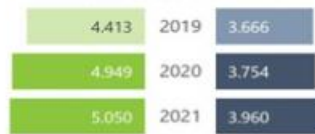
Total import & export of fresh fruit & vegetables in the Netherlands in **million €** and **1000 tons**. Total per year since 2016 & first half of the year since 2019.

Import

■ million € ■ 1,000 tons



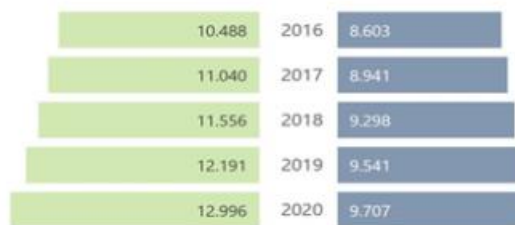
JANUARY TO JUNE



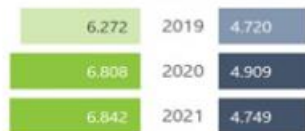
In the first half year of 2021, import increased with **5%** compared to 2020.

Export

■ million € ■ 1,000 tons



JANUARY TO JUNE



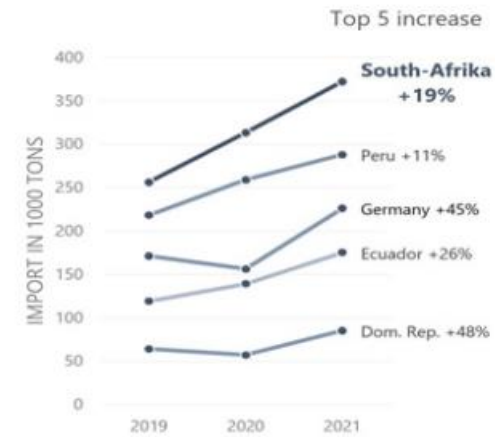
In the first half year of 2021, export decreased with **3%** compared to 2020.





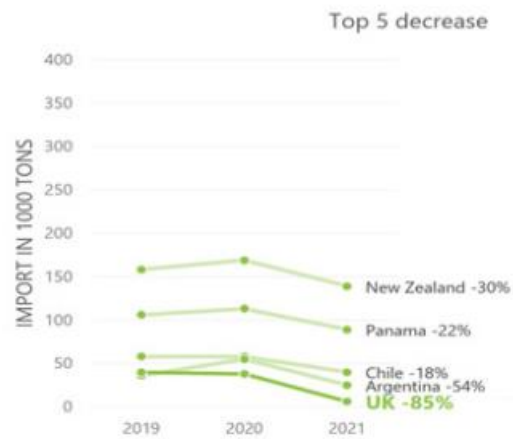
IMPORT PER COUNTRY

Import in 1000 tons per country of origin. From which countries was imported **more** or **less** to The Netherlands in the first half of 2021 compared to the first half of 2020?



Besides Germany, import increased most from (faraway) countries from the southern hemisphere.

The increase of **South-Afrika** of **19%** is notable. This is mainly because of the import of grapes.



Import from the **UK** fell the hardest with a decrease of **85%**. This is probably due to the consequences of the Brexit.





IMPORT PER PRODUCT

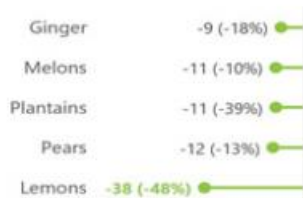
Import in 1000 tons per product. Which products were imported **more** or **less** in the first half of 2021 compared to the first half of 2020?

Top 5 increase



The greatest rise in import was with the products Bananas, Grapes, Avocado & Sweet Potato. Remarkable are the **Plums** with an increase of **12.000 tons (38%)**.

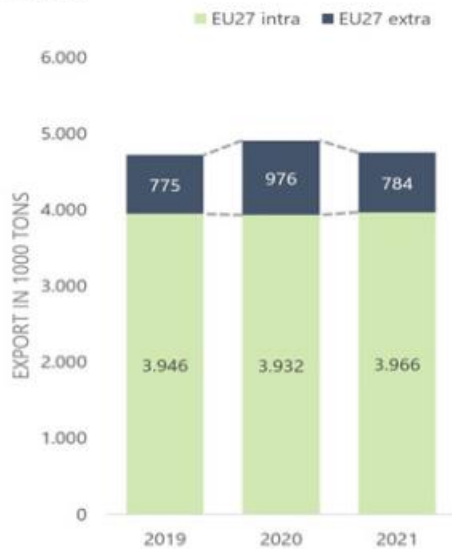
Top 5 decrease



Also remarkable is the decrease in the import of **Lemons** with a decrease of **38.000 tons (-48%)**.

EXPORT WITHIN AND OUTSIDE THE EU

Export in 1000 tons from the Netherlands to countries **within** the EU27 and **outside** the EU27.



Export to countries outside the EU decreased by **192.000 tons (-20%)** in the first half of 2020.

This is caused mainly by the decrease in export of onions of 88.000 tons.

Lien article : <https://www.freshplaza.com/article/9371502/increased-dutch-fruit-and-vegetables-imports-in-first-half-of-2021/>