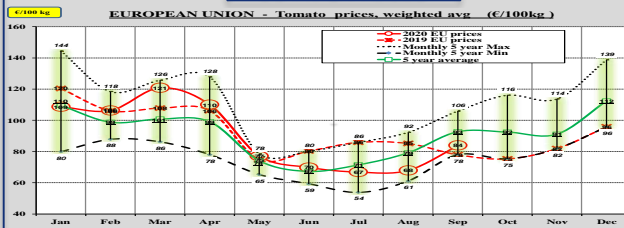


Prices

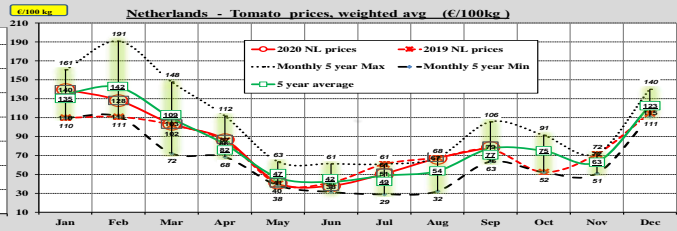
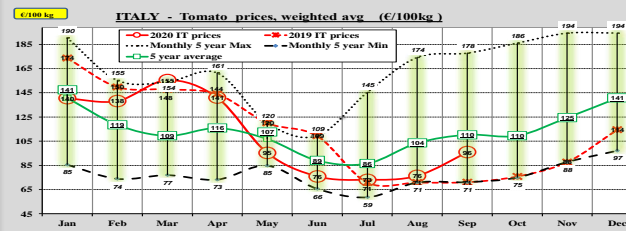
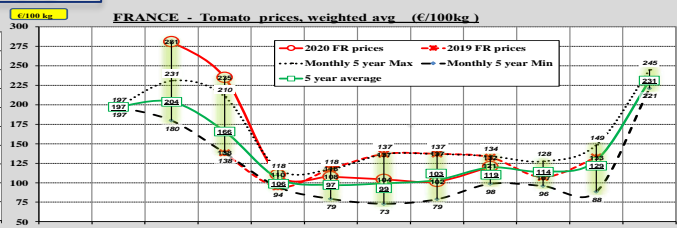
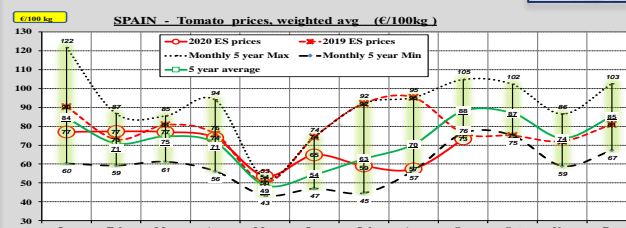
EU AVG PRICES



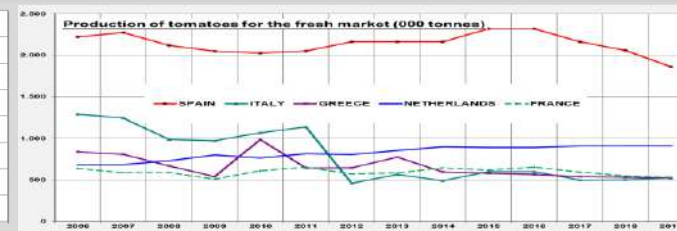
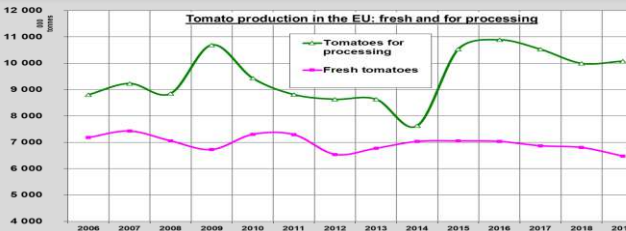
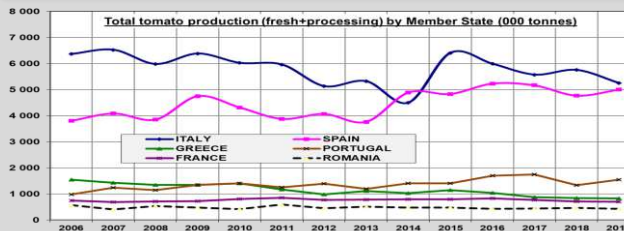
Tomatoes prices €/100kg and % changes – Sept 2020

Country	2020 Price (€/100kg)	2019 Price (€/100kg)	% Change
EU	84	91	+17%
ES-Spain	73	83	+25%
FR-France	121	101	+16%
IT-Italy	96	87	+7%
NL-Netherlands	79	102	+44%

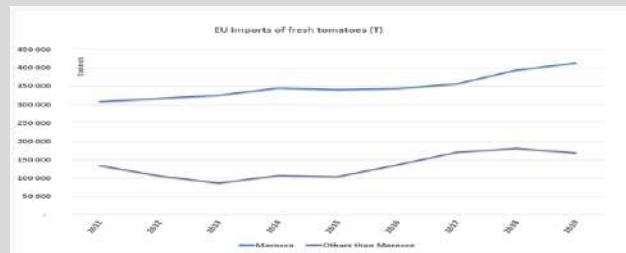
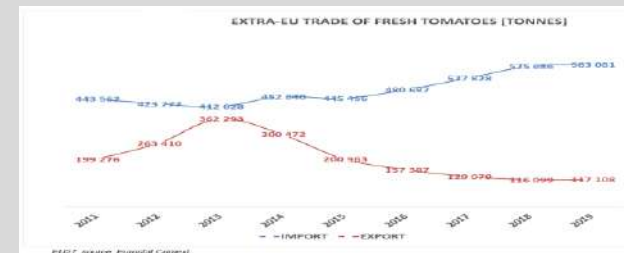
MS PRICES



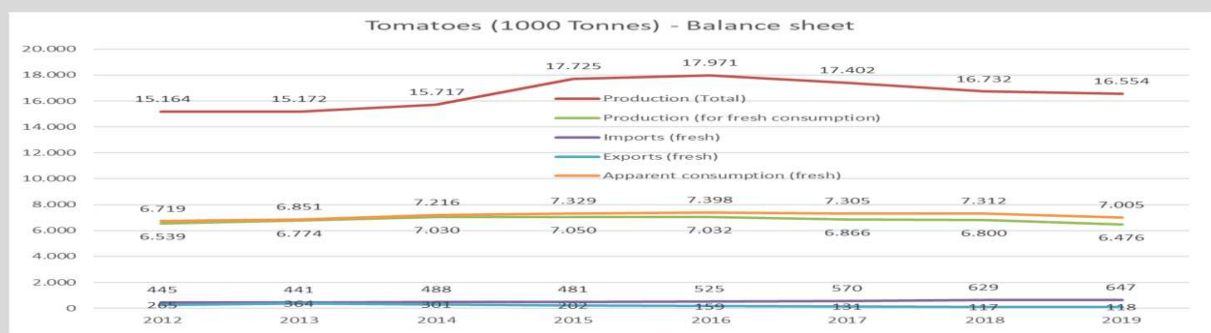
Production



Trade



EU Balance

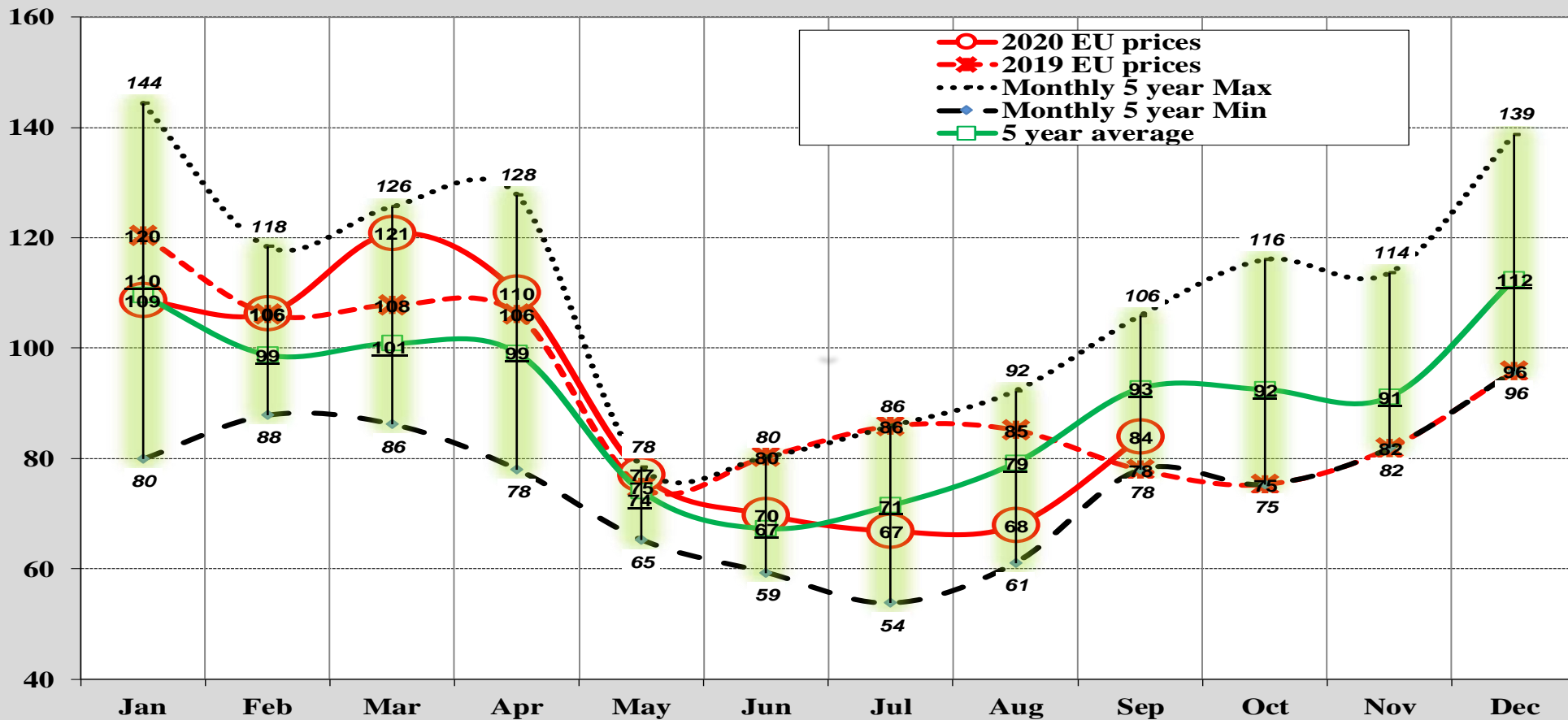


Export diversification

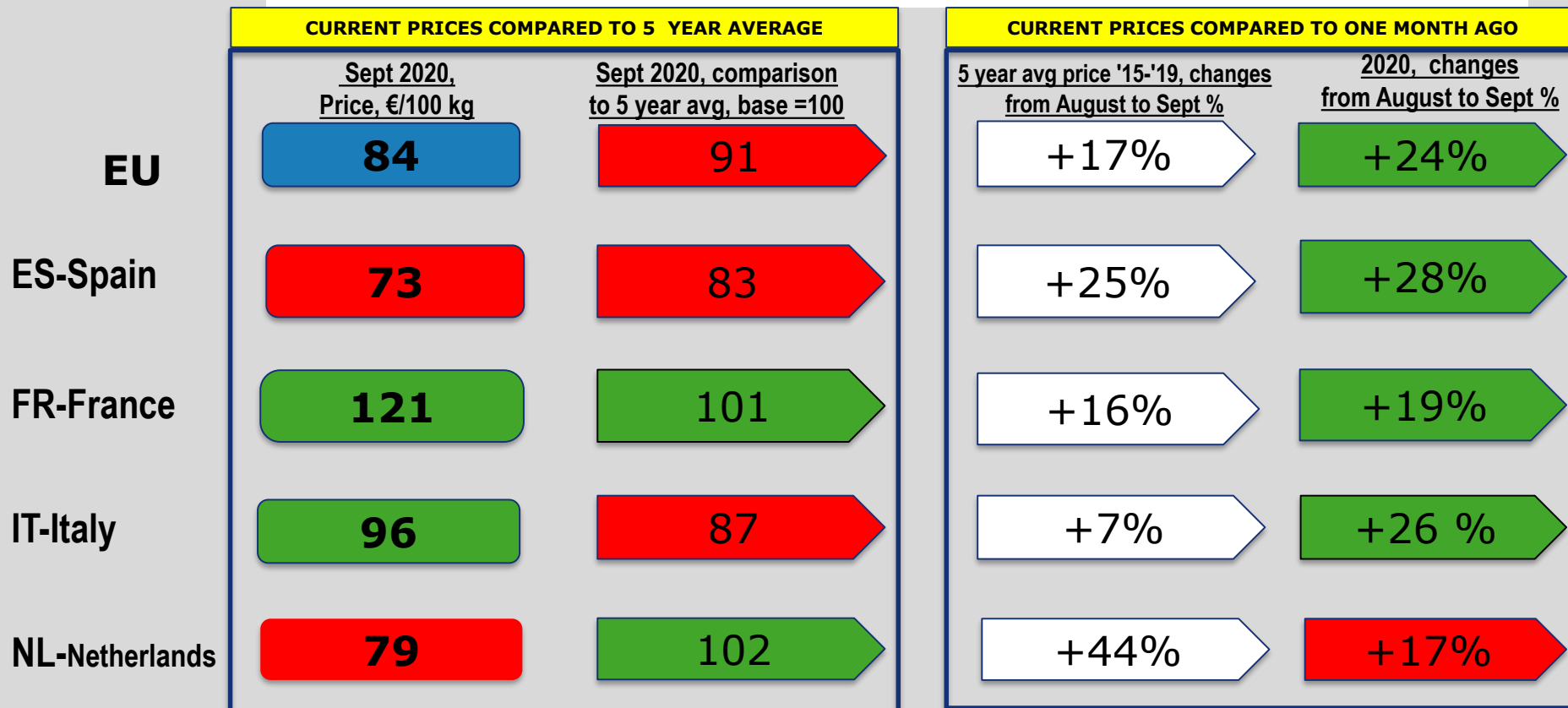


€/100 kg

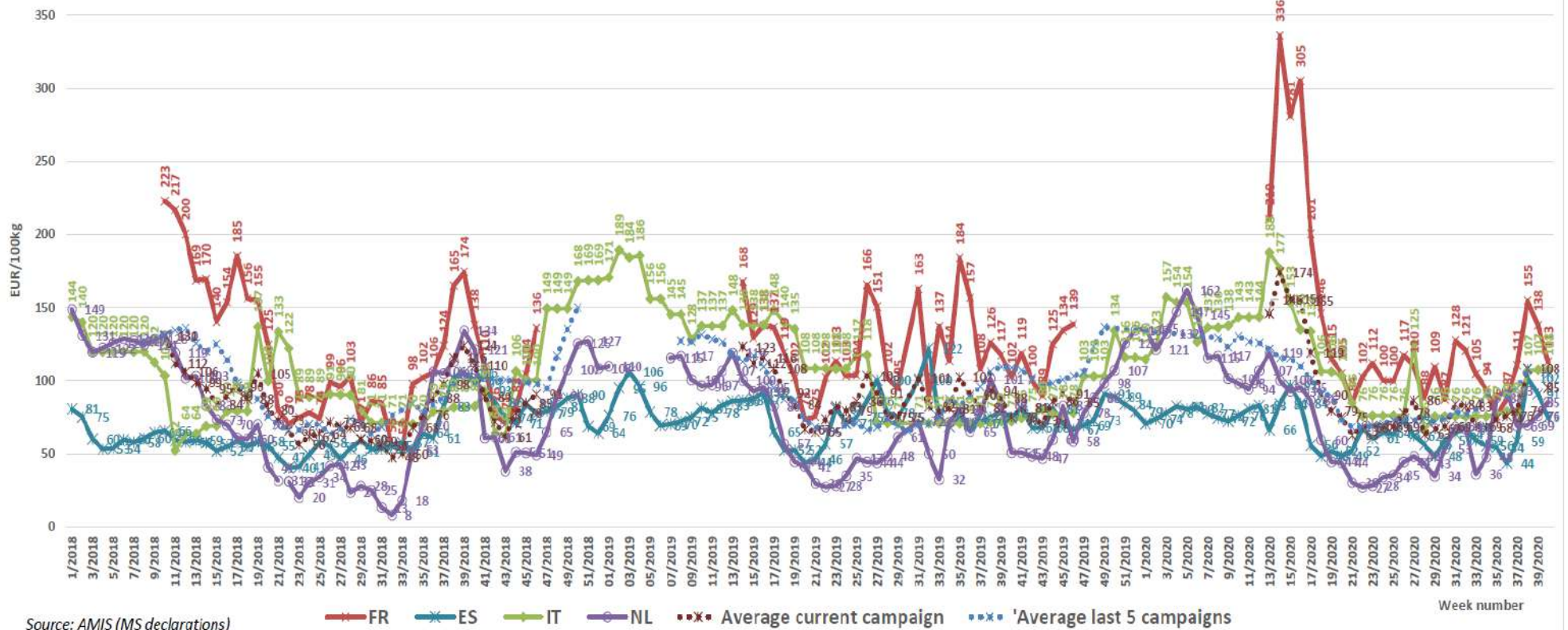
EUROPEAN UNION - Tomato prices, weighted avg (€/100kg)



Tomatoes prices €/100kg and % changes – Sept 2020



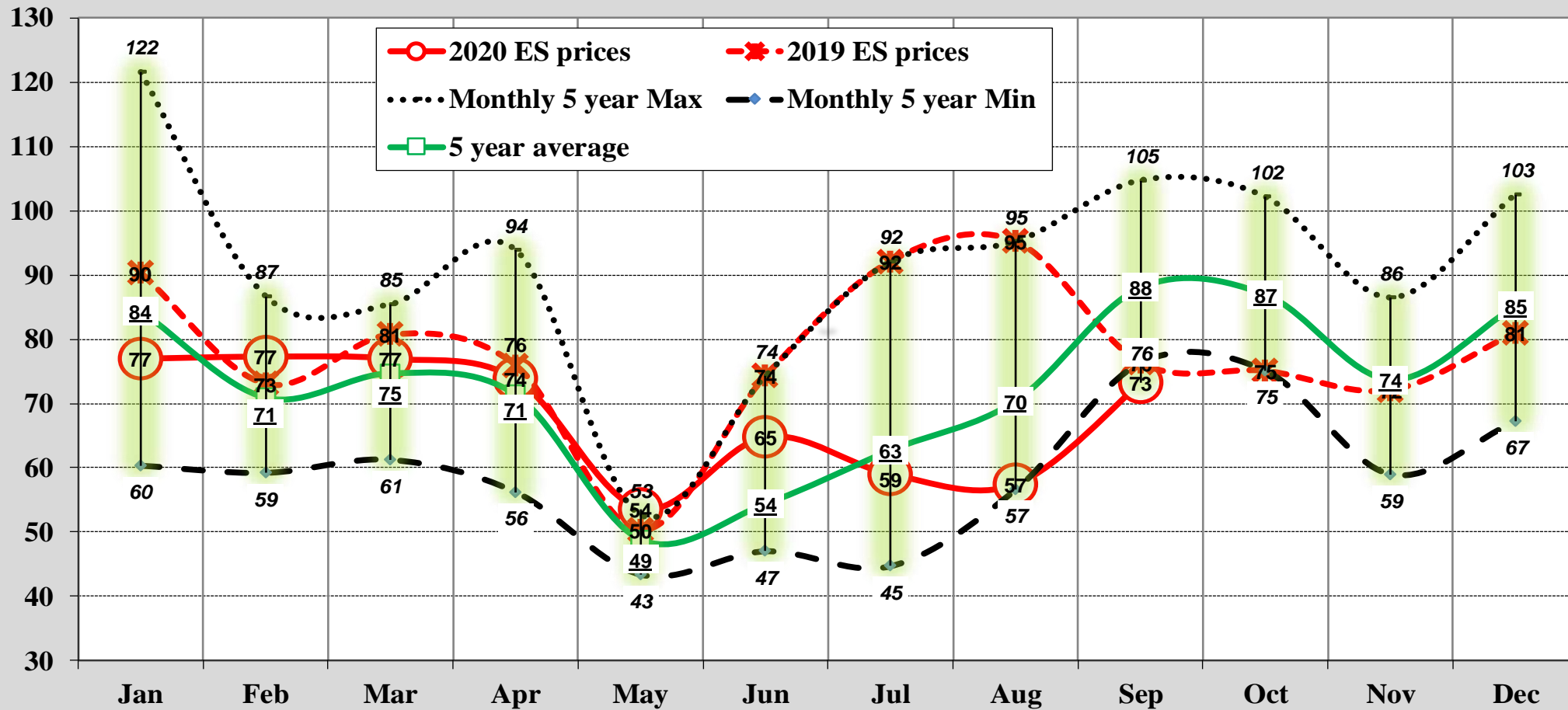
Weekly prices - TOMATOES ESP,IT,NL,FR (main producers of tomatoes)



Source: AMIS (MS declarations)

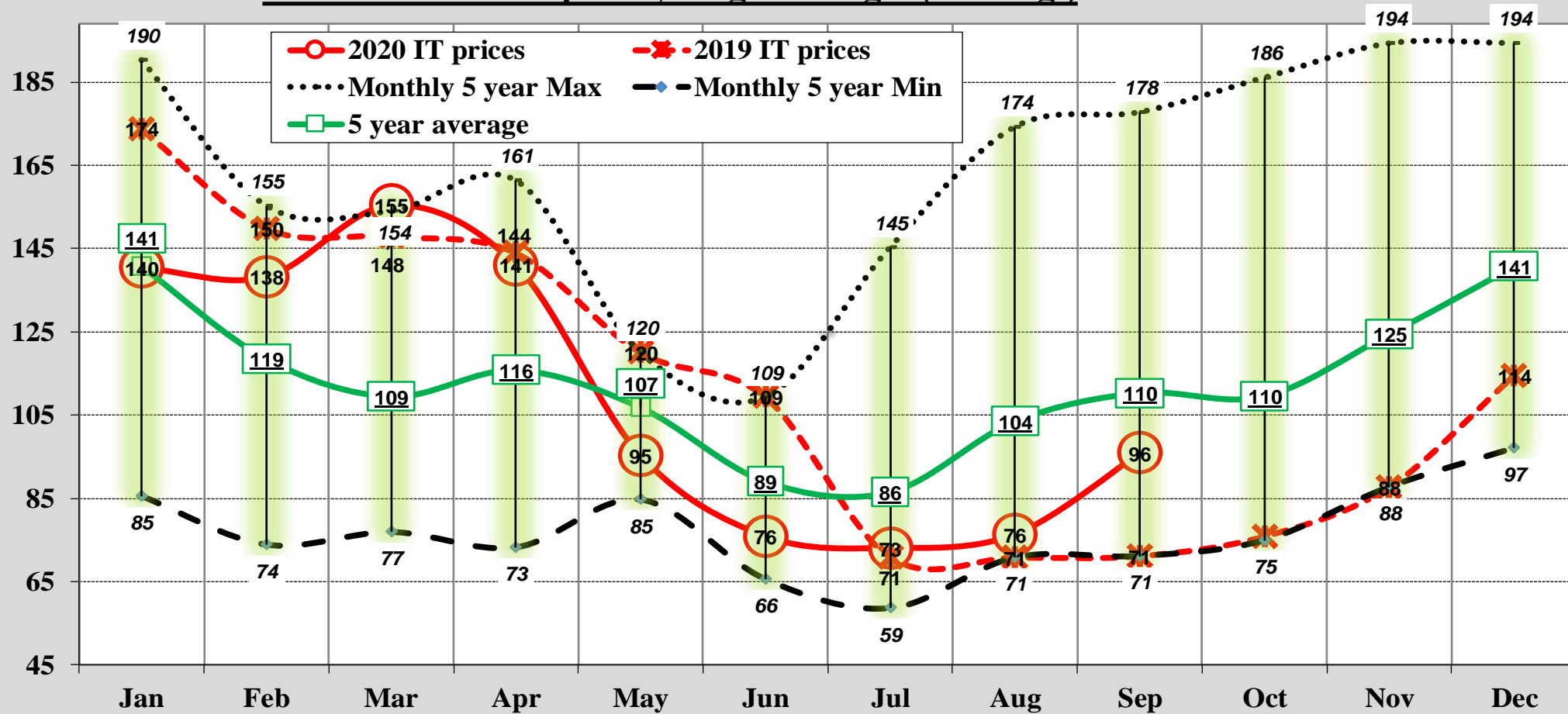
€/100 kg

SPAIN - Tomato prices, weighted avg (€/100kg)



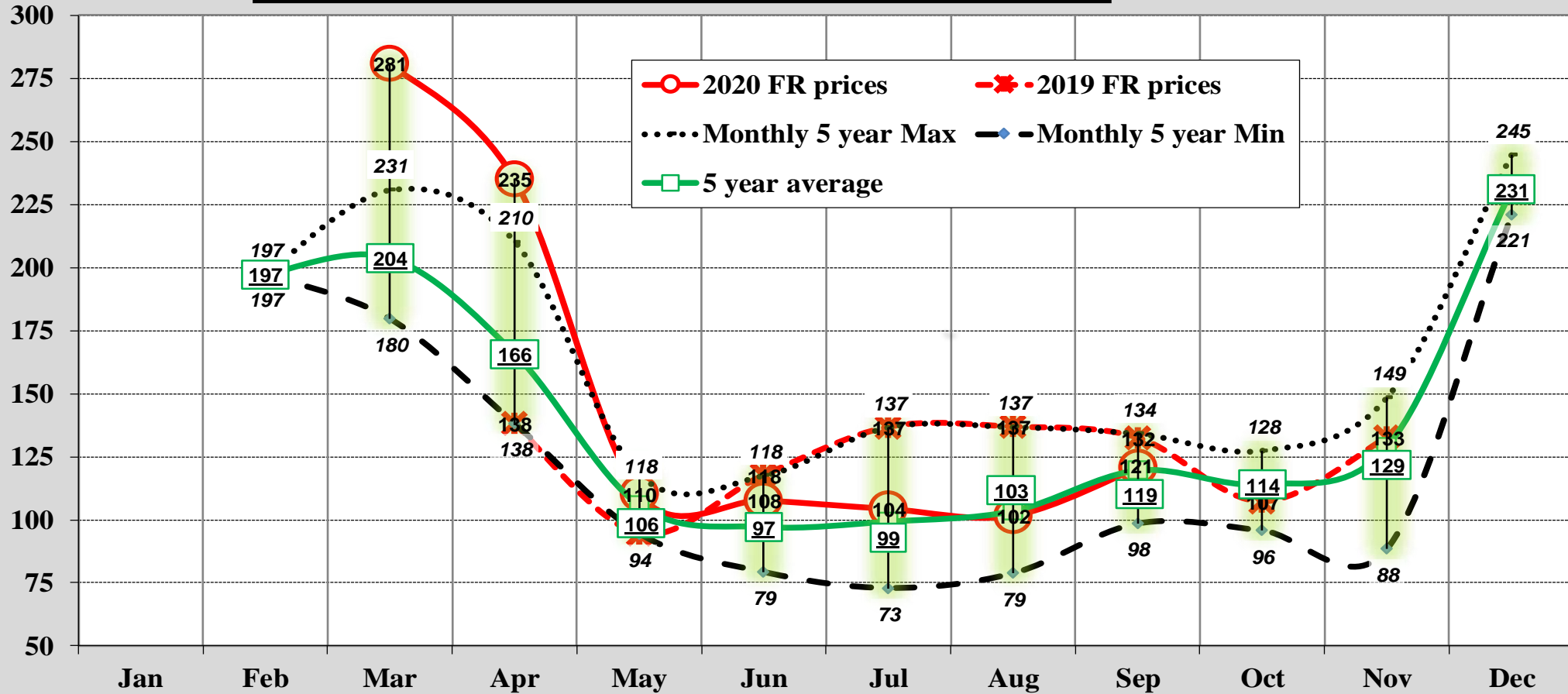
€/100 kg

ITALY - Tomato prices, weighted avg (€/100kg)



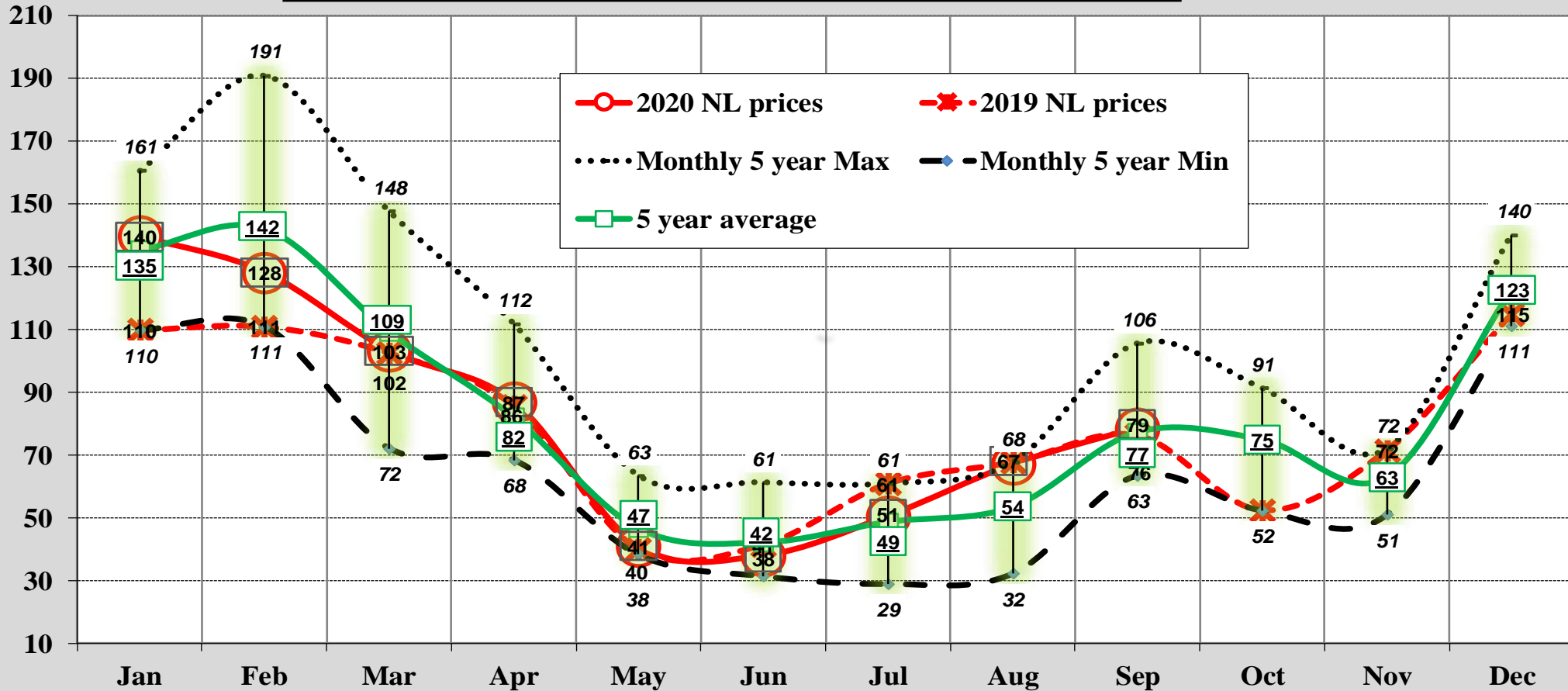
€/100 kg

FRANCE - Tomato prices, weighted avg (€/100kg)

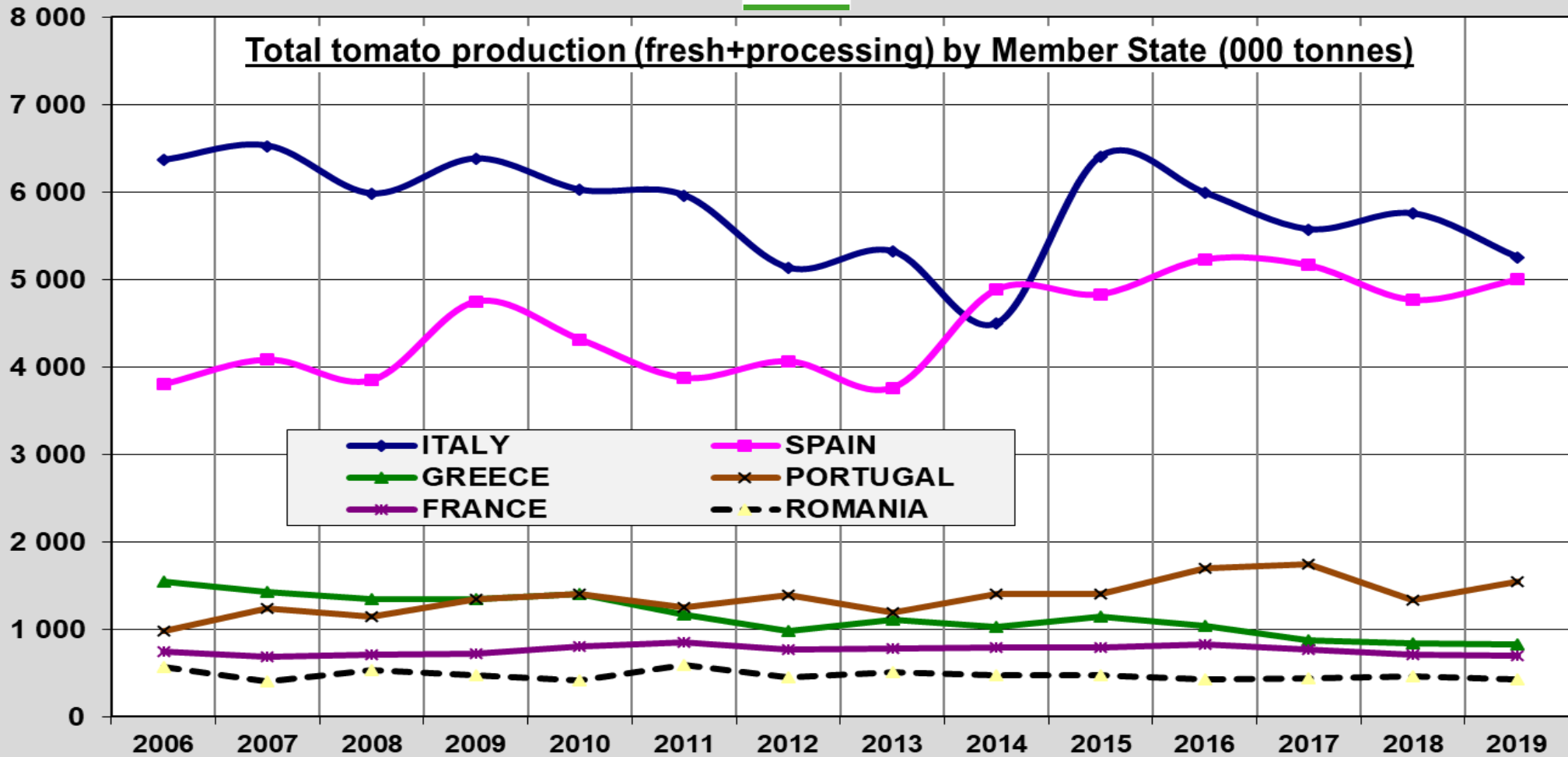


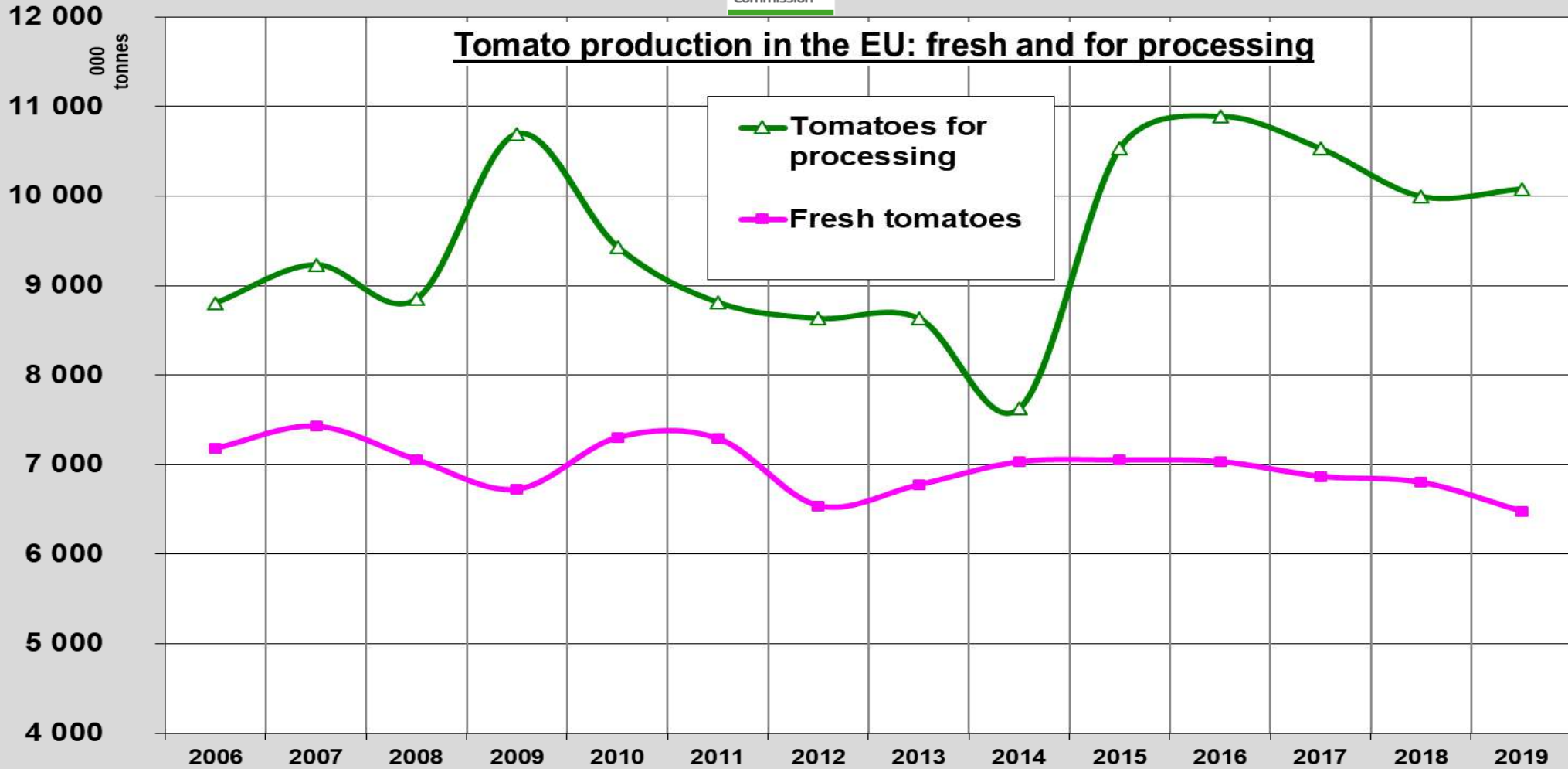
€/100 kg

Netherlands - Tomato prices, weighted avg (€/100kg)

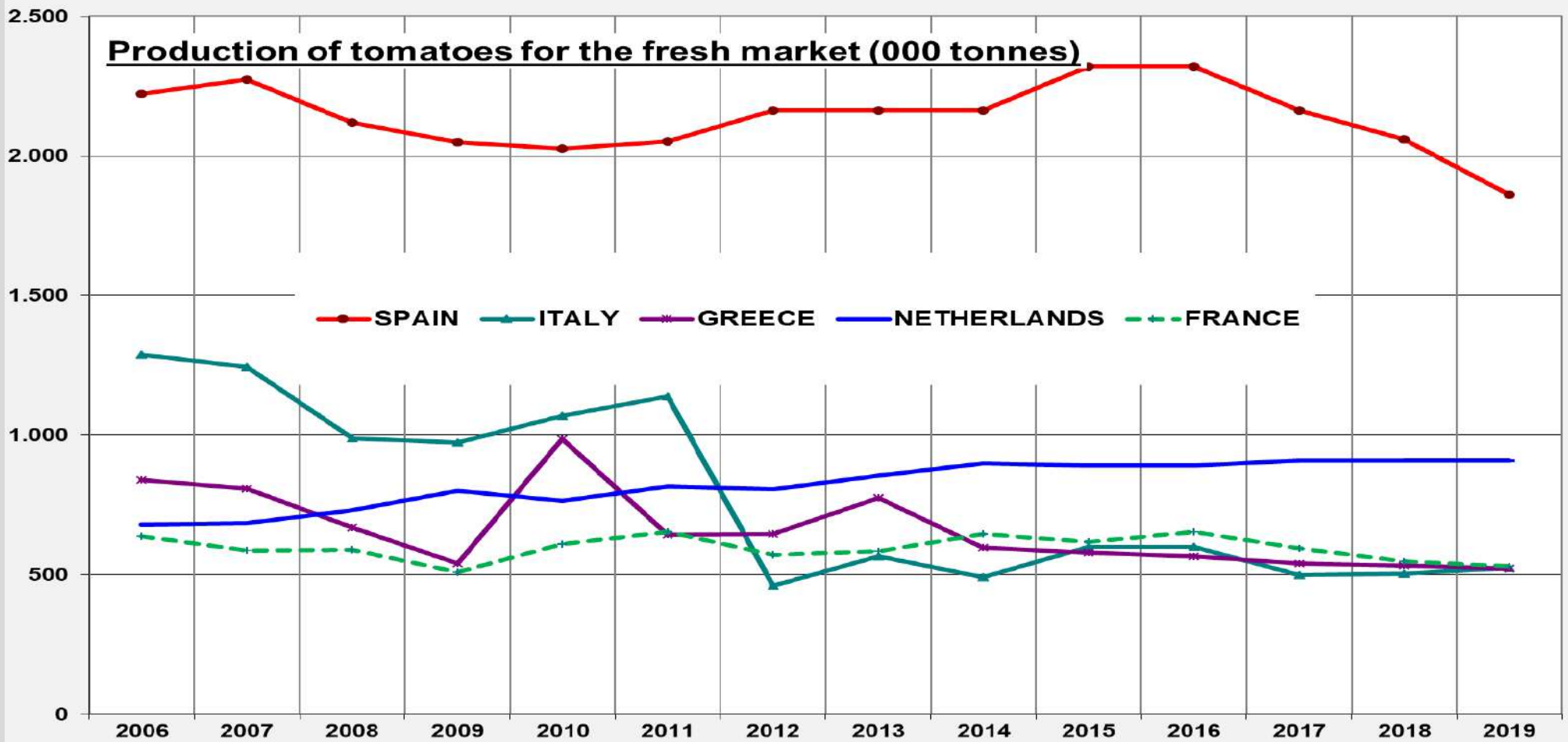


Total tomato production (fresh+processing) by Member State (000 tonnes)



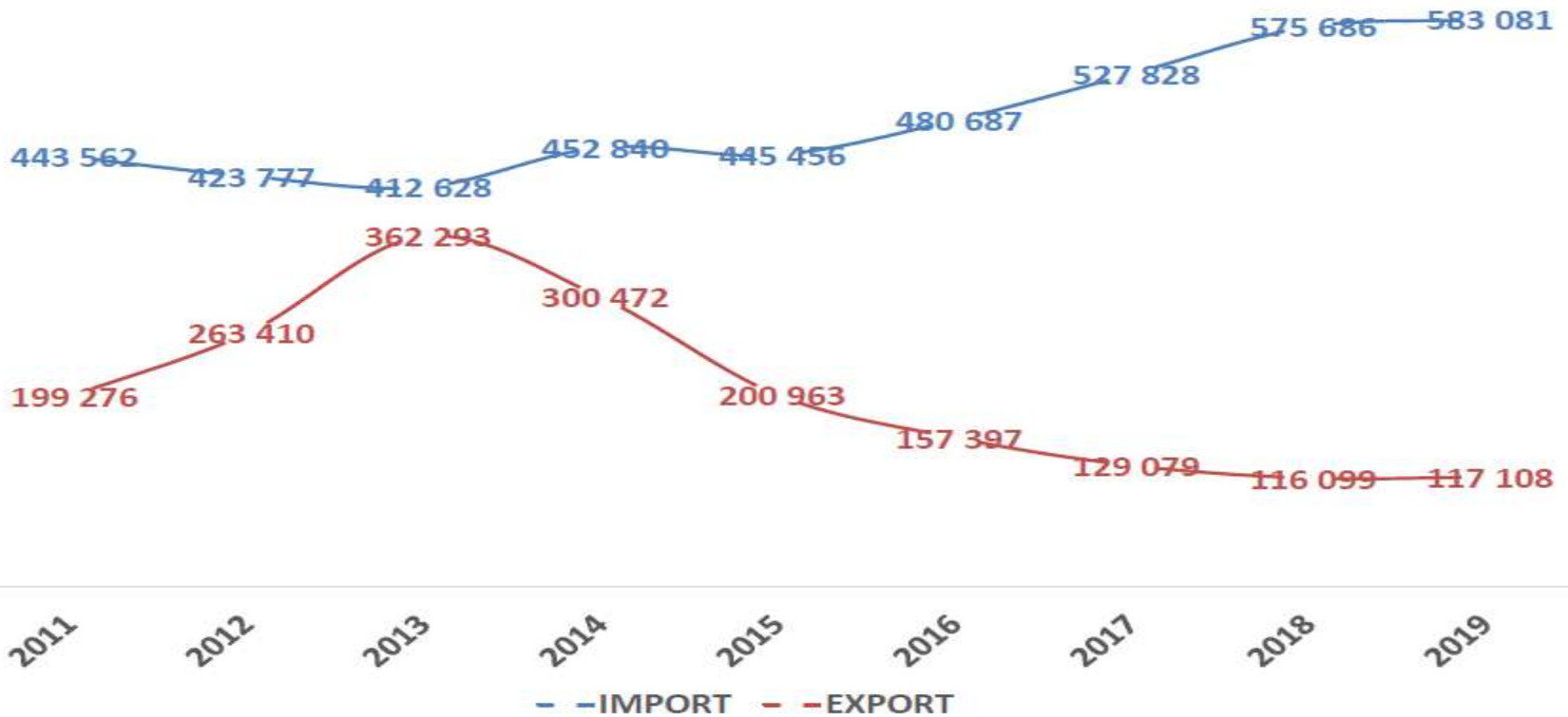


Production of tomatoes for the fresh market (000 tonnes)



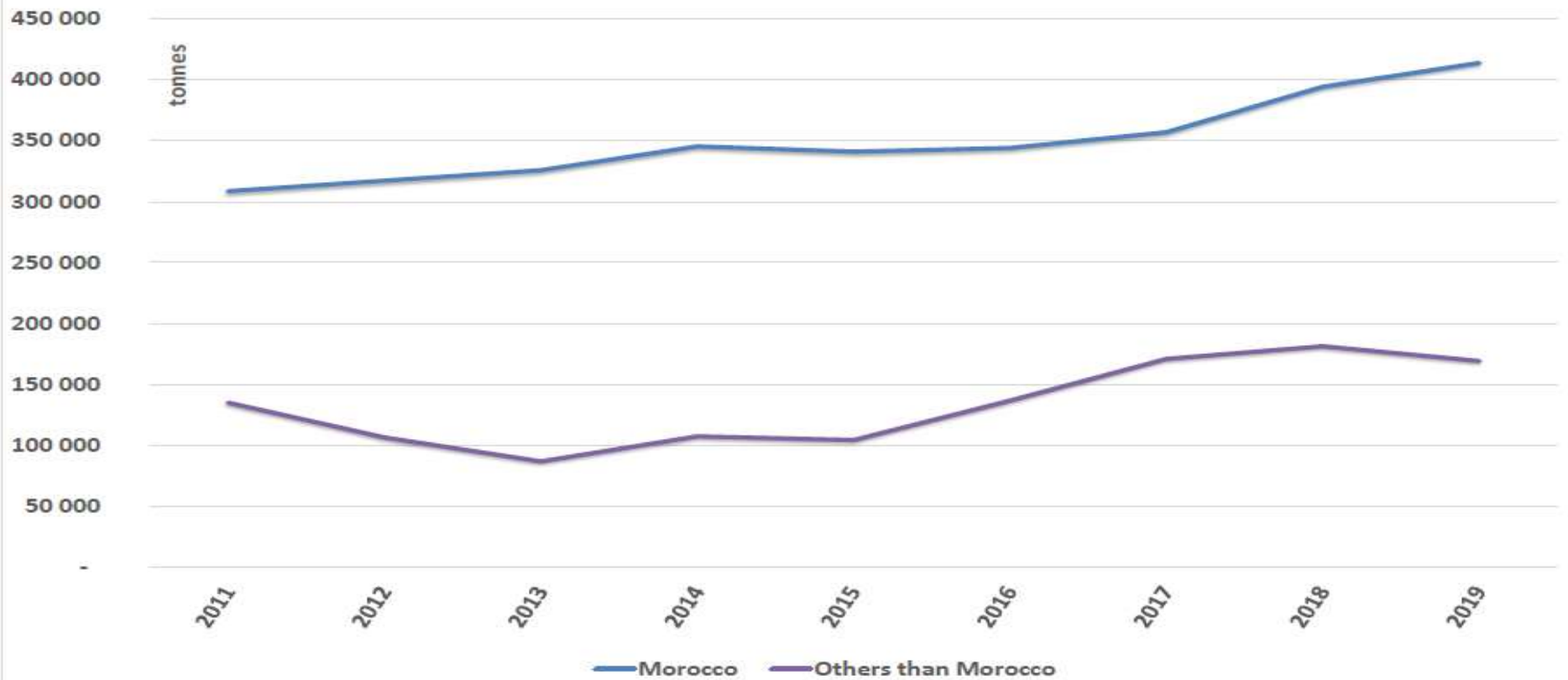


EXTRA-EU TRADE OF FRESH TOMATOES [TONNES]



EU27, source: Eurostat Comext

EU Imports of fresh tomatoes (T)





EU exports of fresh tomatoes - main destinations excluding the UK (T)

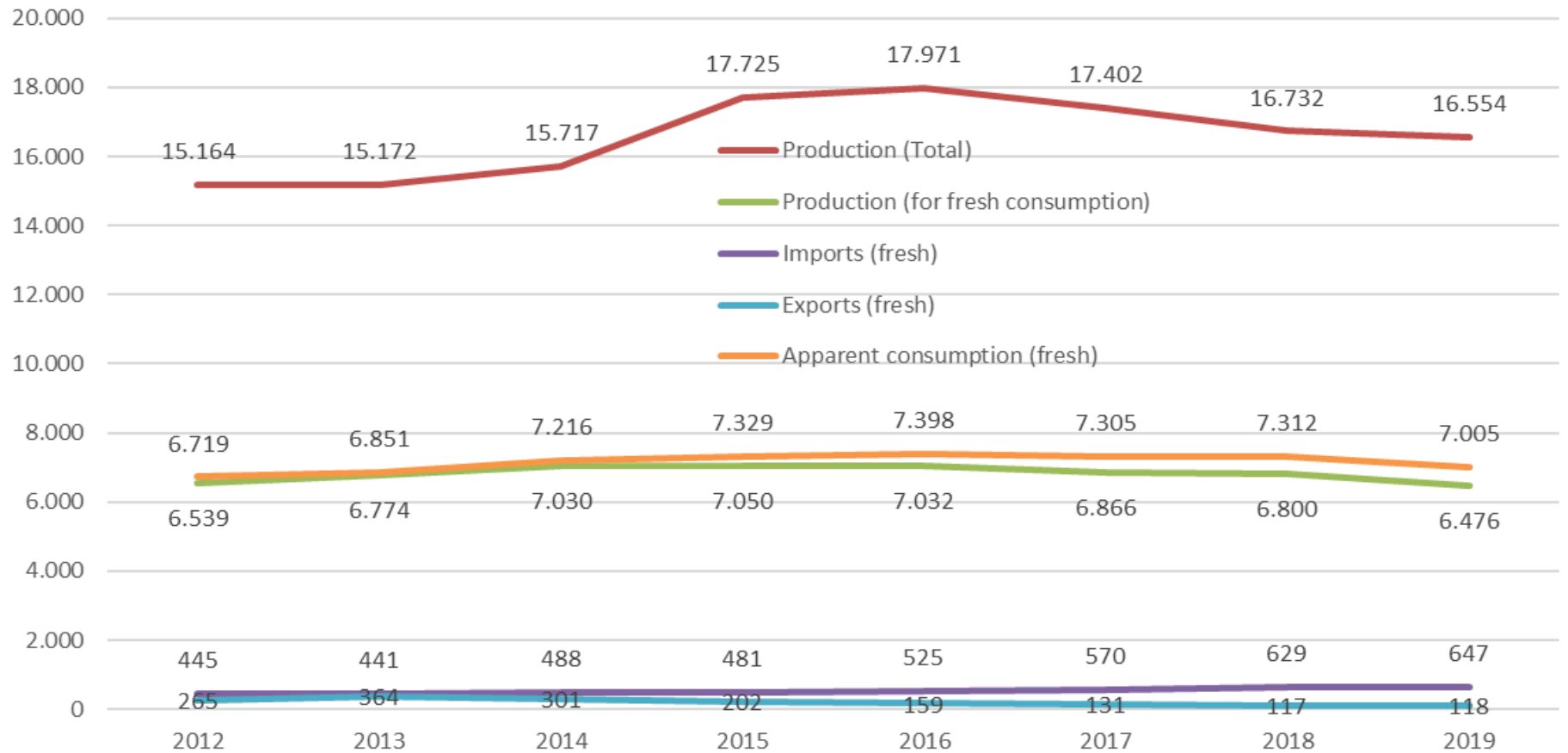


EU27, source: Eurostat Comext

SUMMARY OF TOMATO ExtraEU EXPORTS "Winter Campaign" 2019/20 (TAXUD data)

Rank			2019 kgs			2020 kgs					MASS Kgs	VALUE €	%	€/100kg
			10	11	12	1	2	3	4	5				
Country		10	11	12	1	2	3	4	5	MASS Kgs	VALUE €	Vol.	PRICE	
	Grand Total		7.127.084	8.894.802	9.581.258	10.838.127	10.686.207	11.050.815	11.238.803	19.232.124	88.649.221	174.968.984	100	197
1	CH	Switzerland	1.639.539	2.554.287	3.746.903	4.097.746	3.448.770	4.233.117	4.580.317	2.918.650	27.219.328	59.629.740	31	219
2	NO	Norway	2.012.606	2.565.515	2.476.526	2.978.139	2.483.042	2.459.358	2.415.704	1.456.493	18.847.383	38.306.407	21	203
3	BY	Belarus	1.044.070	1.264.593	864.422	1.114.524	1.201.600	1.230.076	1.902.987	5.711.232	14.333.504	13.748.155	16	96
4	UA	Ukraine	170.919	264.256	285.394	272.137	333.057	338.242	368.167	4.679.863	6.712.036	6.243.892	8	93
5	RU	Russian Federat	374.830	591.641	675.059	732.647	1.501.119	785.028	306.664	207.077	5.174.065	9.194.537	6	178
6	XS	Serbia	99.114	200.168	180.615	247.399	298.686	469.487	390.880	1.723.268	3.609.615	3.668.787	4	102
7	AE	United Arab Emi	625.441	494.855	344.686	227.433	191.529	247.289	251.306	233.124	2.615.663	9.767.740	3	373
8	MD	Moldavia	15.307	34.279	16.729	28.529	17.781	20.676	103.616	1.070.510	1.307.425	1.076.180	1	82
9	AL	Albania	4.513	5.609	35.689	162.238	245.201	407.373	165.145	7.052	1.032.820	381.728	1	37
10	QA	Qatar	160.651	146.825	104.226	122.489	129.284	111.536	135.632	86.585	997.228	5.107.711	1	512

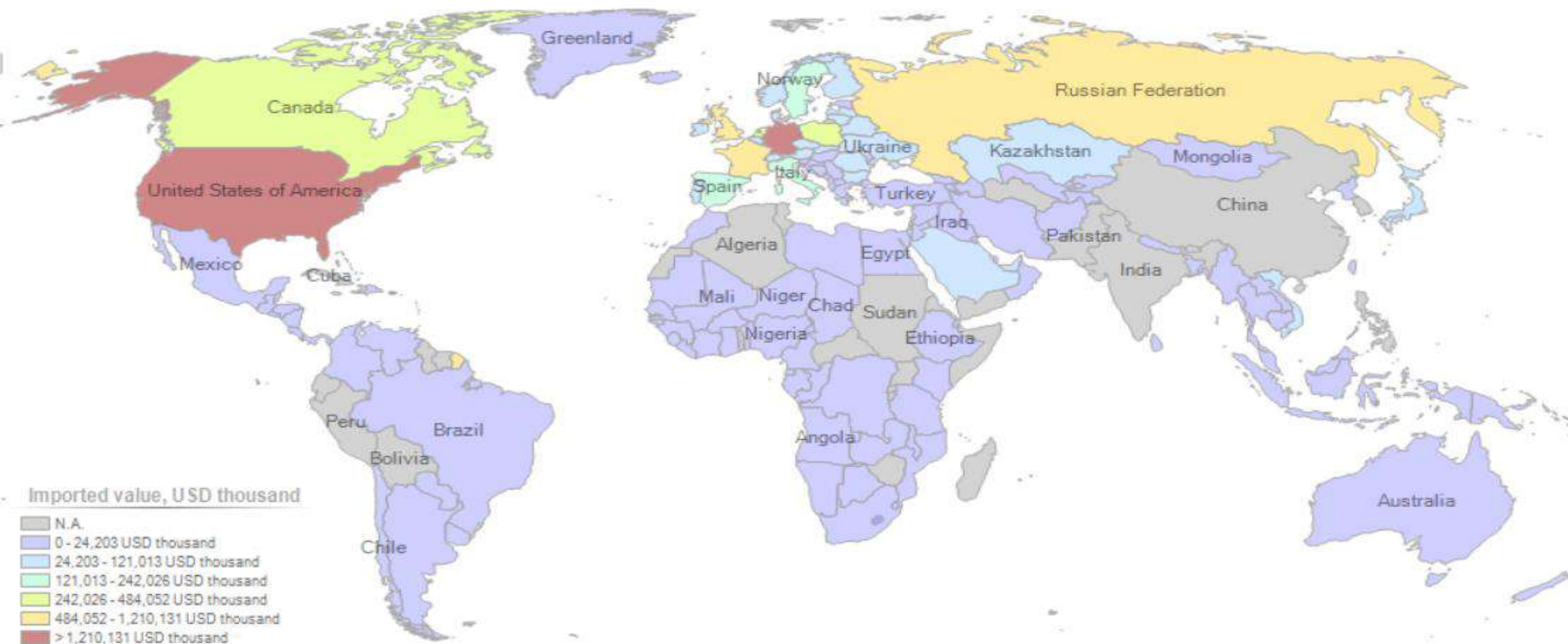
Tomatoes (1000 Tonnes) - Balance sheet





List of importing countries for the selected product in 2019

Product : 0702 Tomatoes, fresh or chilled

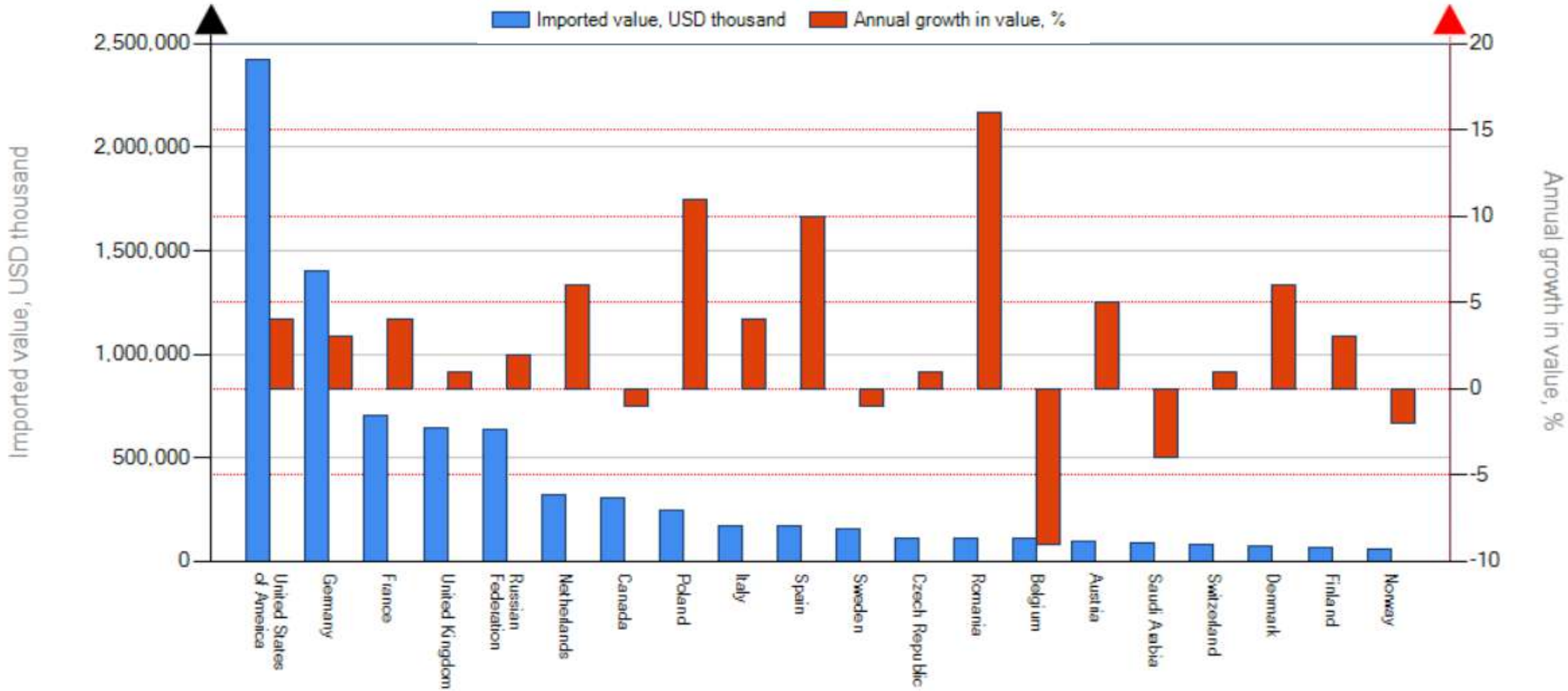


Further detail

TOP WORLD TOMATO IMPORTERS FROM ALL ORIGINS
and % annual growth in value 2015-19



List of importers for the selected product in 2019
Product : 0702 Tomatoes, fresh or chilled



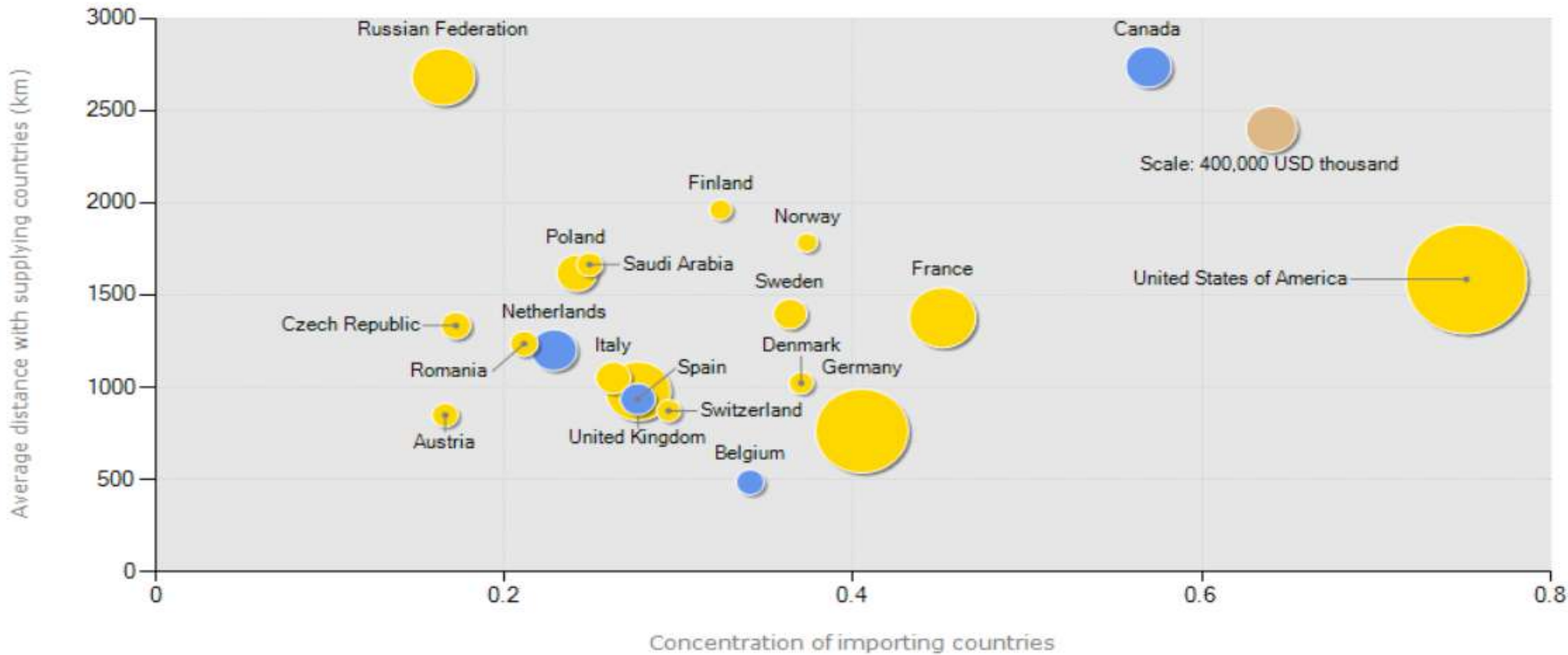
Further detail

TOP WORLD TOMATO IMPORTERS FROM ALL ORIGINS 2019
 This table shows that the supplying country can be at a long distance



● Negative trade balance | ● Positive trade balance

Concentration of importing countries and average distance with their supplying countries
 for the selected product in 2019
 Product: 0702 Tomatoes, fresh or chilled



Further detail



TOP WORLD TOMATO IMPORTERS FROM ALL ORIGINS

HS4	Importers	Value imported in 2019 (USD thousand) ▼	Trade balance in 2019 (USD thousand) i	Quantity imported in 2019	Quantity Unit	Unit value (USD/unit) i	Annual growth in value between 2015-2019 (%) i	Annual growth in quantity between 2015-2019 (%) i	Annual growth in value between 2018-2019 (%) i	Share in world imports (%) i	Average distance of supplying countries (km) i	Concentration of supplying countries i	Average tariff (estimated) applied by the country (%) i
	World	8,863,460	90,998	6,839,467	Tons	1,296	3	1	-2	100	1,445	0.14	
+	United States of America i	2,420,263	-2,128,540	1,861,234	Tons	1,300	4	2	-3	27.3	1,585	0.75	1.2
+	Germany i	1,398,469	-1,358,161	701,091	Tons	1,995	3	-2	-7	15.8	763	0.4	10.5
+	France i	704,362	-322,886	515,860	Tons	1,365	4	-1	0	7.9	1,377	0.45	10.5
+	United Kingdom i	646,517	-636,604	404,093	Tons	1,600	1	0	-8	7.3	978	0.28	10.5
+	Russian Federation i	636,650	-631,143	557,708	Tons	1,142	2	-1	1	7.2	2,683	0.16	8
+	Netherlands i	320,647	1,646,939	230,770	Tons	1,389	6	5	0	3.6	1,201	0.23	10.5
+	Canada i	305,569	73,659	211,741	Tons	1,443	-1	1	-5	3.4	2,737	0.57	2.6
+	Poland i	244,767	-173,672	158,963	Tons	1,540	11	4	1	2.8	1,619	0.24	10.5
+	Italy i	174,179	-42,407	145,575	Tons	1,196	4	1	19	2	1,051	0.26	10.5
+	Spain i	173,675	876,384	197,588	Tons	879	10	-2	16	2	935	0.28	10.5
+	Sweden i	156,447	-154,824	82,682	Tons	1,892	-1	-2	-8	1.8	1,397	0.36	10.5
+	Czech Republic i	113,612	-103,903	88,164	Tons	1,289	1	-2	-4	1.3	1,334	0.17	10.5
+	Romania i	108,047	-106,323	79,533	Tons	1,359	16	8	1	1.2	1,236	0.21	10.5
+	Belgium i	107,956	200,898	81,977	Tons	1,317	-9	-5	6	1.2	484	0.34	10.5
+	Austria i	97,197	-72,997	52,542	Tons	1,850	5	1	-3	1.1	849	0.17	10.5
+	Saudi Arabia i	86,784	-86,784	210,129	Tons	413	-4	2	10	1	1,665	0.25	0
+	Switzerland i	83,505	-83,322	36,811	Tons	2,268	1	-2	-3	0.9	872	0.29	52.5
+	Denmark i	75,455	-73,490	37,144	Tons	2,031	6	4	-1	0.9	1,022	0.37	10.5
+	Finland i	64,285	-63,415	26,813	Tons	2,398	3	-1	1	0.7	1,962	0.32	10.5
+	Norway i	58,704	-58,684	24,540	Tons	2,392	-2	0	-8	0.7	1,784	0.37	20.5
+	Bulgaria i	54,669	-42,225	83,688	Tons	653	21	9	3	0.6	661	0.48	10.5
+	Portugal i	48,958	18,608	50,347	Tons	972	13	8	12	0.6	935	0.55	10.5
+	Ireland i	48,103	-46,660	26,007	Tons	1,850	0	-1	-11	0.5	922	0.36	10.5
+	Slovakia i	45,224	-32,433	23,531	Tons	1,922	3	-8	21	0.5	1,027	0.17	10.5

End