

Crop and Export Report 2019, Week 51

Editorial

The harvest in the North Zone (Coquimbo and Valparaíso) is almost finished with 21% more fruit than the previous campaign. The central zone volumes are decreasing and exports are slightly lower, the same is noticed in the central south zone, which is currently entering the peak of harvest weeks. This adjustment is associated with a drop in the exports of the early varieties, mainly Duke and O'Neal, due to the high concentration of crops, the variety renewal and also the effect of the frost that affected some sectors of the south central area. On the contrary, the mid-season varieties are seen with more volume, which could be associated to earlier harvests thanks to the favorable climatic conditions of this spring. The southern zone meanwhile is just beginning with certain earliness in Duke's crops and larger export volumes for the time.

Considering the above, 9,145 tons were exported during week 50 and the total up to date reaches 27,350 tons, being the first time in the current season that the accumulated volumes reach a lower figure than the previous season, which represents a 2% drop in the total shipments. On the other hand, organic blueberry continues to increase and until week 50 the shipments reached 60% more fruit than the previous season, with 3,740 tons accumulated.

CHILEAN BLUEBERRY EXPORTS, BY WEEK AND ACCUMULATED UP TO WEEK 51, IN TONS

Week	From	To	Weekly Shipments						Accumulated		201 Ex Pro
			2018/19 Season	Actual 2019/20					2018/19 Season	Actual 2019/20	
				Total	U.S./ Canada	Europe	Far East	Other			
41	7-Oct	13-Oct	108	205	152	1	51	0	286	559	0
42	14-Oct	20-Oct	184	323	244	4	74	1	471	883	0
43	21-Oct	27-Oct	307	292	150	0	141	1	778	1.175	
44	28-Oct	3-Nov	479	343	189	25	129	0	1.257	1.518	1
45	4-Nov	10-Nov	606	926	710	67	148	1	1.863	2.444	2
46	11-Nov	17-Nov	1.285	1.727	1.095	249	380	3	3.148	4.171	3
47	18-Nov	24-Nov	2.316	3.028	1.883	706	426	13	5.464	7.200	6
48	25-Nov	1-Dec	5.150	4.327	2.656	1.063	599	9	10.614	11.526	1
Season total			27.913	27.350	15.064	7.185	5.032	68			

Week	From	To	Weekly Shipments					Accumulated		201 Ex Pro	
			2018/19 Season	Actual 2019/20				2018/19 Season	Actual 2019/20		
				Total	U.S./ Canada	Europe	Far East				Other
49	2-Dec	8-Dec	6.745	6.678	3.384	1.979	1.306	9	17.359	18.204	15
50	9-Dec	15-Dec	10.554	9.145	4.348	3.089	1.677	31	27.913	27.350	23
Season total			27.913	27.350	15.064	7.185	5.032	68			

Source: Information prepared by IQConsulting from SAG/Asoex. From information prepared by Asoes A.G. according to the inspections forms submitted by the exporters to SAG (Agricultural and Livestock Service)

Crop Update by Zone

North Zone:

In Coquimbo Region the harvest has finished while in Valparaiso only remain some orchards with Jewel.

Central-North Zone:

The O Higgins Region is already passing the peak of volumes in early varieties such as ONeal and Star. Duke is also with decreasing volumes. Other late varieties as Legacy are increasing but the volumes are low.

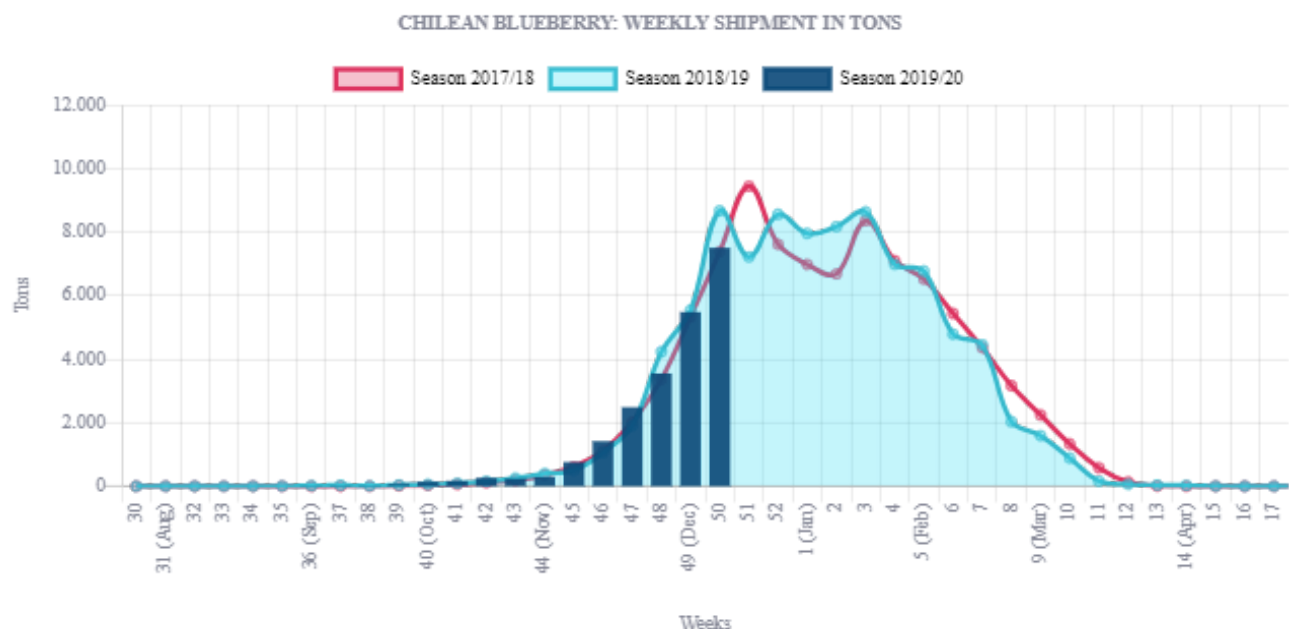
Central-South Zone:

The Maule region is at the peak of harvest weeks. The early varieties are already in its final stage. Duke volumes are decreasing, the harvest of this variety was very concentrated. On the rise is Legacy, which is presenting a normal harvest rhythm for the time, without the concentration observed in Duke. In the Ñuble Region, the main variety in harvest is Duke which is at the peak of volumes, a similar situation is observed in the BioBio Region.

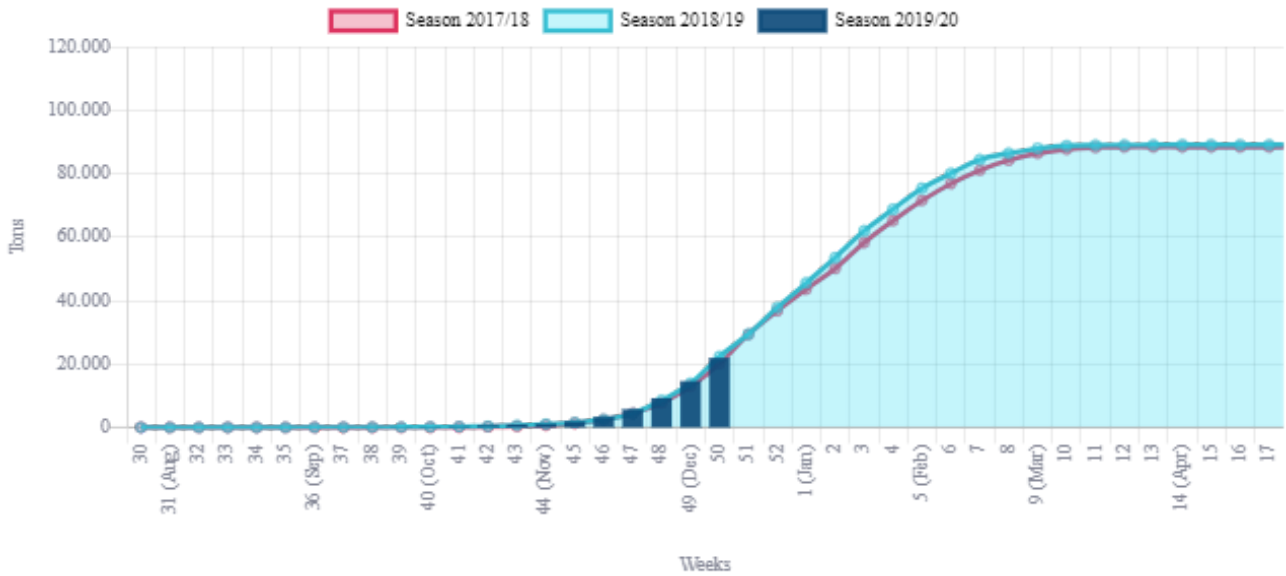
South Zone:

In the Araucanía, the harvest remains focused on Duke. Volumes continue to rise but are not in the peak yet. Further south, the harvest is just beginning with Duke, volumes are light and in line with last season.

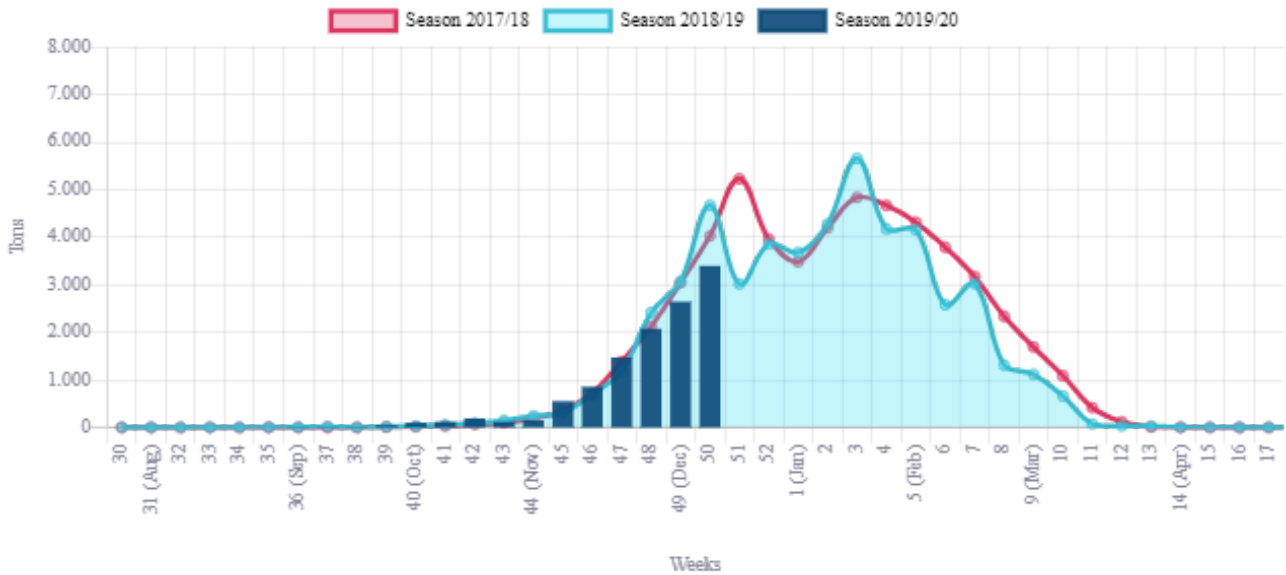
Export progress



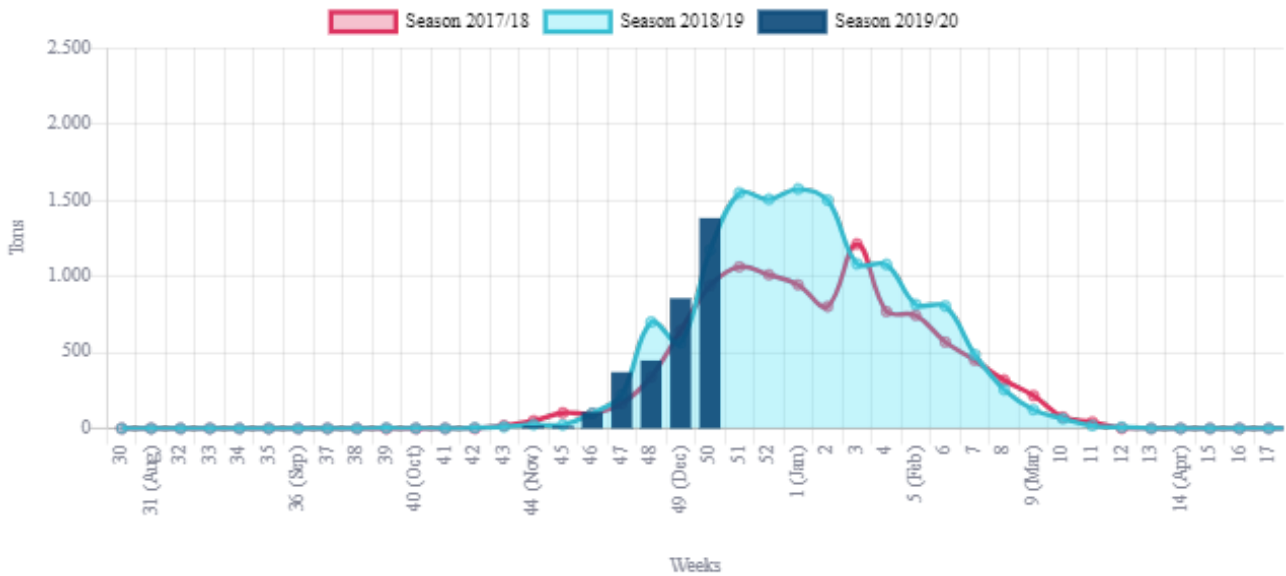
CHILEAN BLUEBERRY: ACCUMULATED SHIPMENT IN TONS



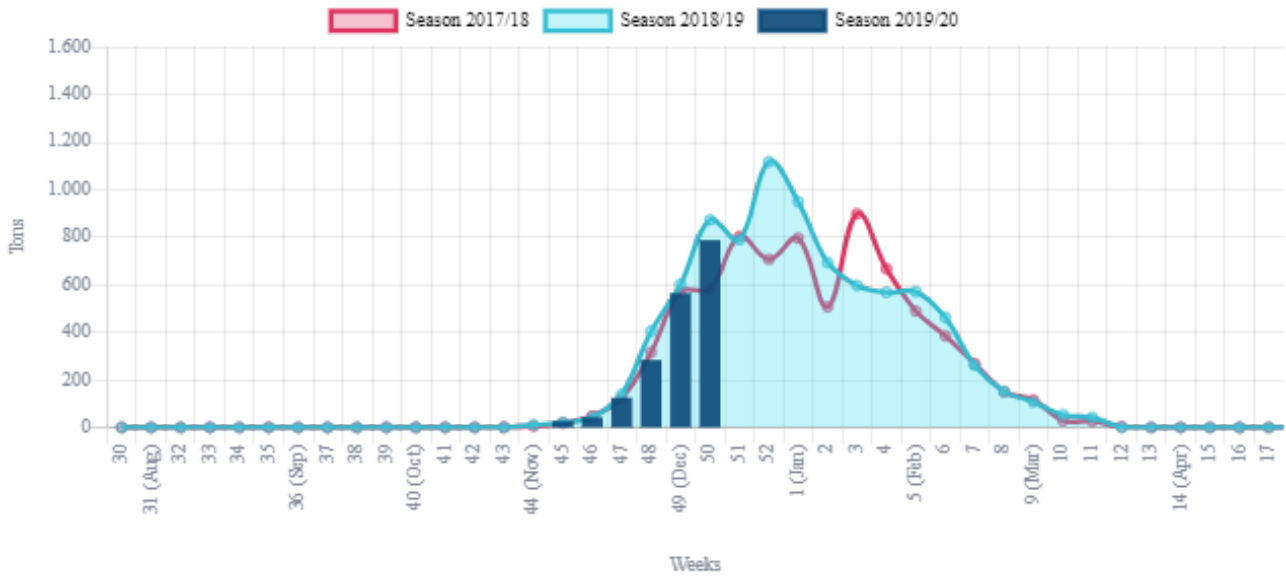
CHILEAN BLUEBERRY: WEEKLY SHIPMENT TO USA IN TONS



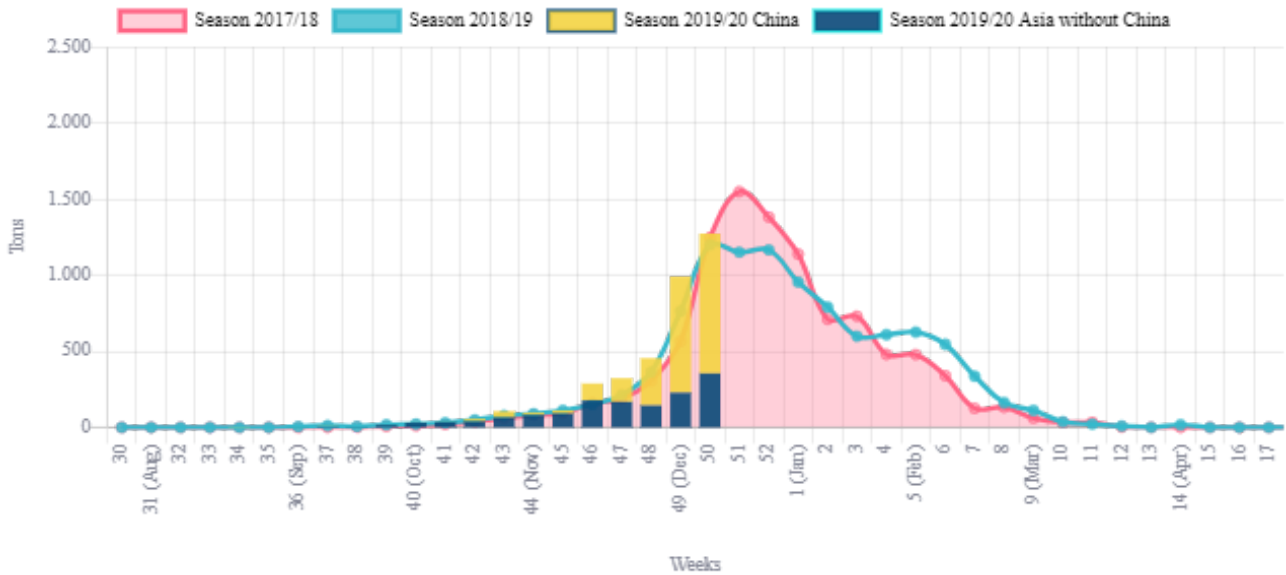
CHILEAN BLUEBERRY: WEEKLY SHIPMENT TO EUROPE (CONTINENTAL) IN TONS



CHILEAN BLUEBERRY: WEEKLY SHIPMENT TO UK IN TONS

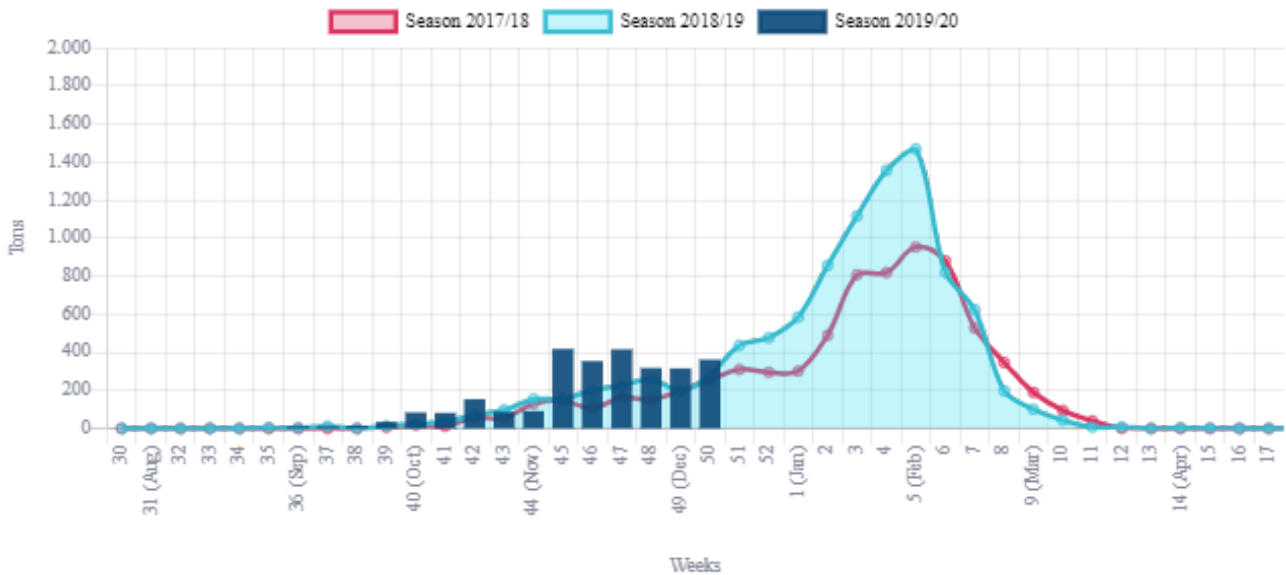


CHILEAN BLUEBERRY: WEEKLY SHIPMENT TO ASIA IN TONS

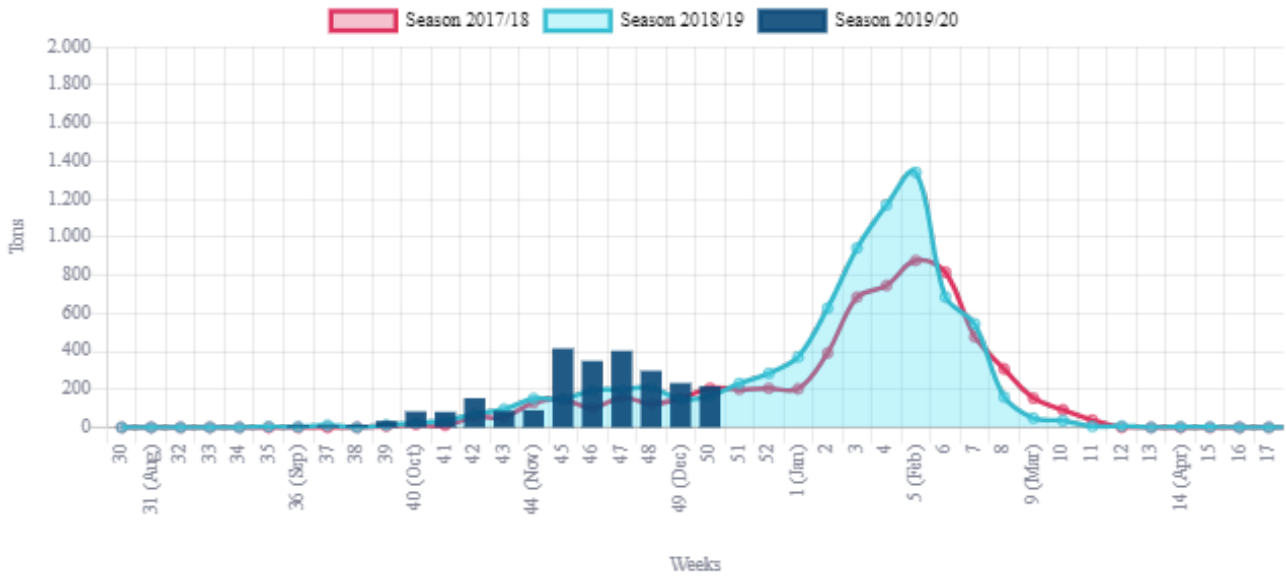


Organic

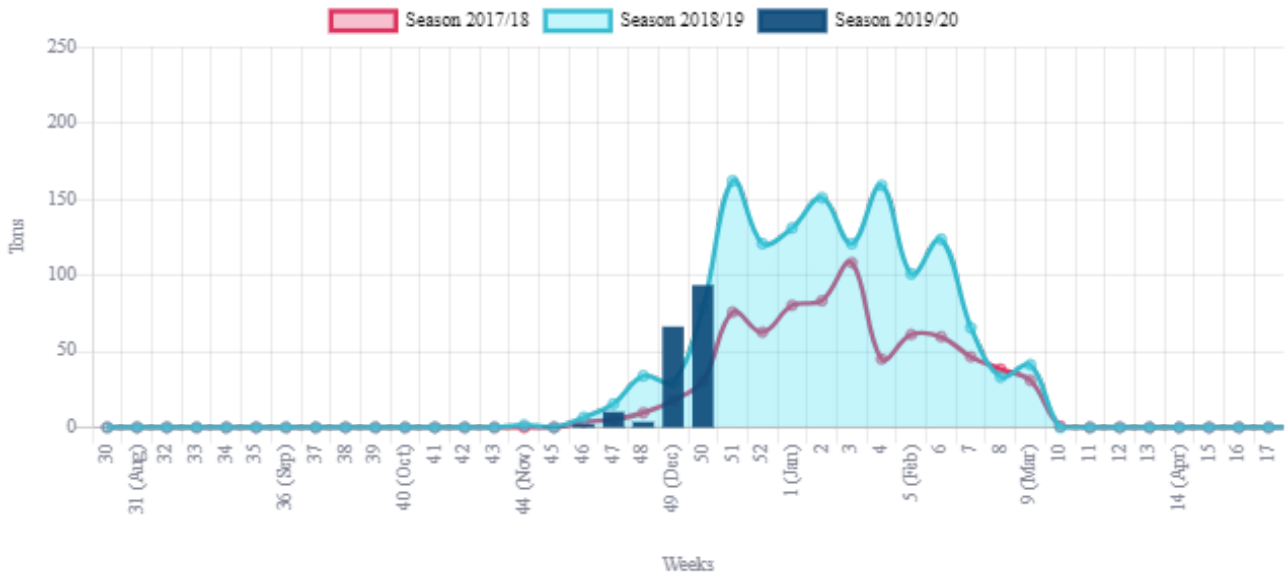
CHILEAN BLUEBERRY: WEEKLY ORGANIC SHIPMENT IN TONS



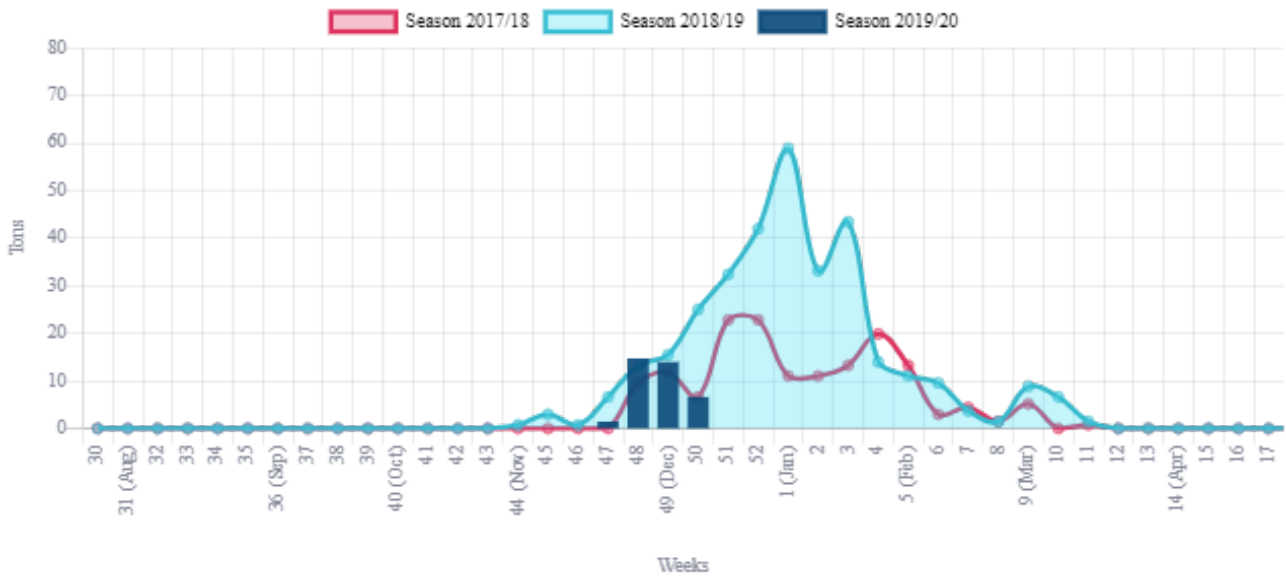
CHILEAN BLUEBERRY: WEEKLY ORGANIC SHIPMENT TO USA IN TONS



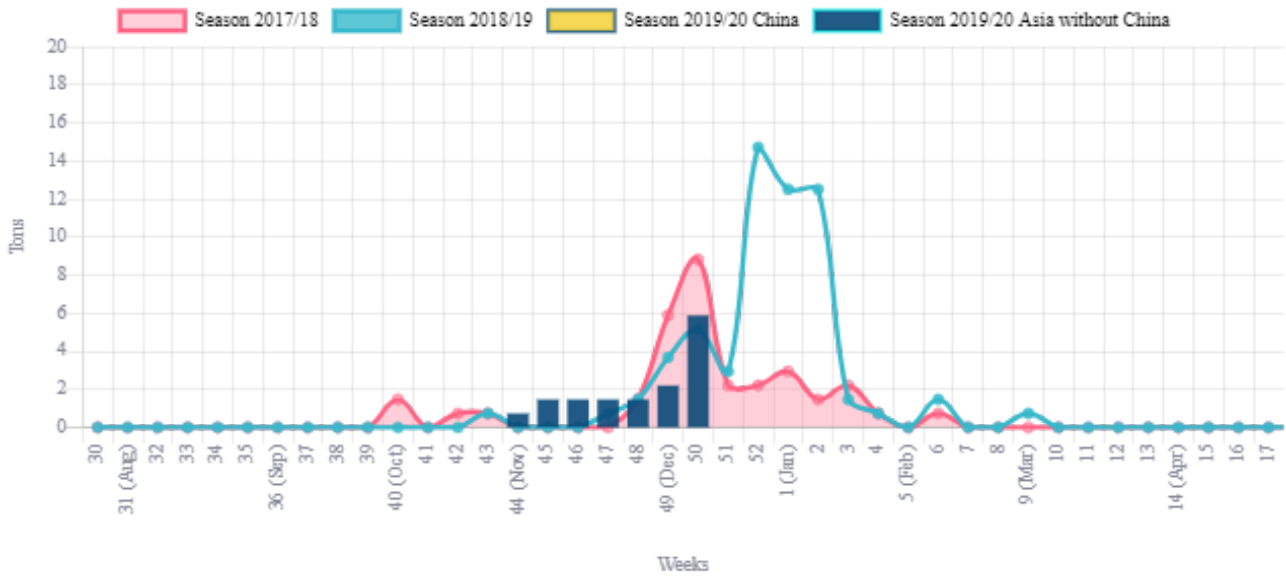
CHILEAN BLUEBERRY: WEEKLY ORGANIC SHIPMENT TO EUROPE (CONTINENTAL) IN TONS



CHILEAN BLUEBERRY: WEEKLY ORGANIC SHIPMENT TO UK IN TONS

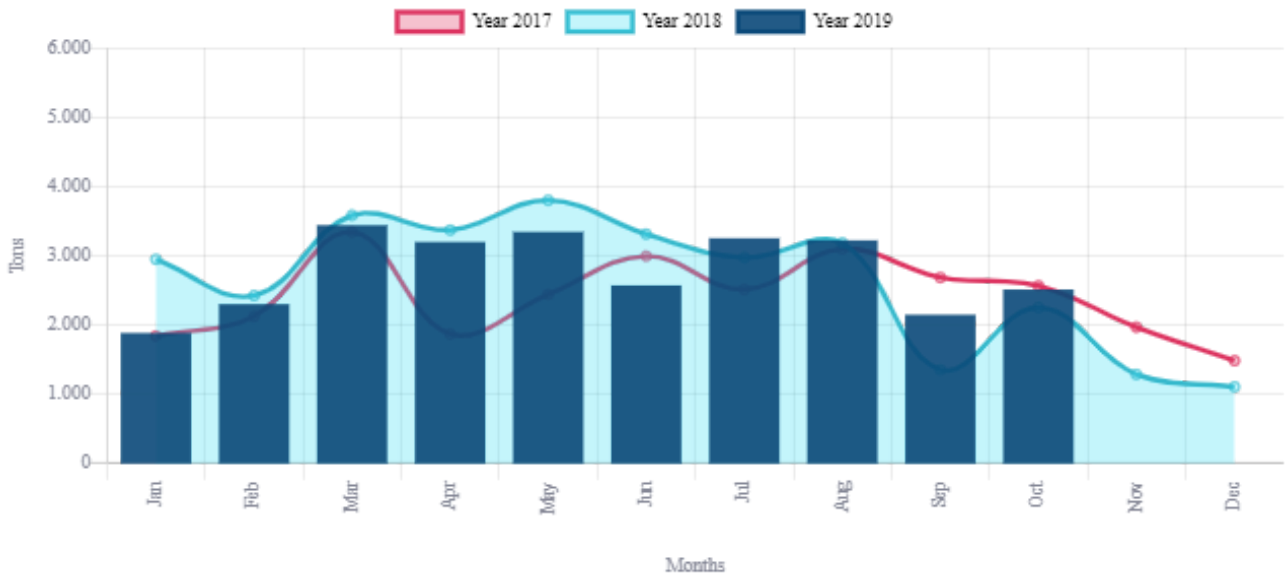


CHILEAN BLUEBERRY: WEEKLY ORGANIC SHIPMENT TO ASIA IN TONS



Frozen

CHILE: FROZEN BLUEBERRY EXPORTS (TONS)



FROZEN BLUEBERRY: MONTHLY STOCKS IN THE U.S. (TONS)

